

# Advanced dissolved oxygen criteria: temperature accounting?

Peter Tango with input again from Modeling WG (Gary Shenk, Lew Linker) and others

CAP WG

7-6-2023

Designated Use	Dissolved oxygen Criteria Concentration/Duration		Temporal Application
Migratory fish spawning and nursery use	7-day mean $\geq 6$ mg/L tidal habitats with 0-0.5ppt salinity		February 1 – May 31
	Instantaneous min $\geq 5$ mg/L		
	Open water fish & shellfish designated use criteria apply		June 1 – January 31
Shallow water Bay grass use	Open water fish & shellfish designated use criteria apply		Year-round
Open water fish and shellfish use	30-day mean	$\geq 5.5$ mg/L Salinity: (0-0.5ppt)	Year-round
		$\geq 5$ mg/L Salinity: >0.5ppt	
	7-day mean	$\geq 4$ mg/L	
	Instantaneous min $\geq 3.2$ mg/L		
Deep-water seasonal fish and shellfish use	30 day mean > 3mg/L		June 1 – September 30
	1-day mean >2.3 mg/L		
	Instantaneous min $\geq 1.7$ mg/L		
	Open water Fish and shellfish designated use criteria apply		October 1-May 31
Deep channel seasonal refuge use	Instantaneous min > 1 mg/L		June 1 – September 30
	Open water F & S applies		October 1 – May 31

Dissolved Oxygen  
Criteria

Measured

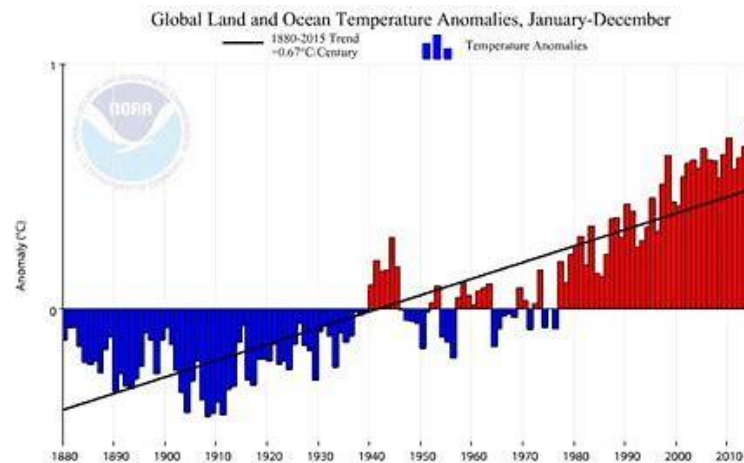
Unmeasured

Present criteria are static for a static world

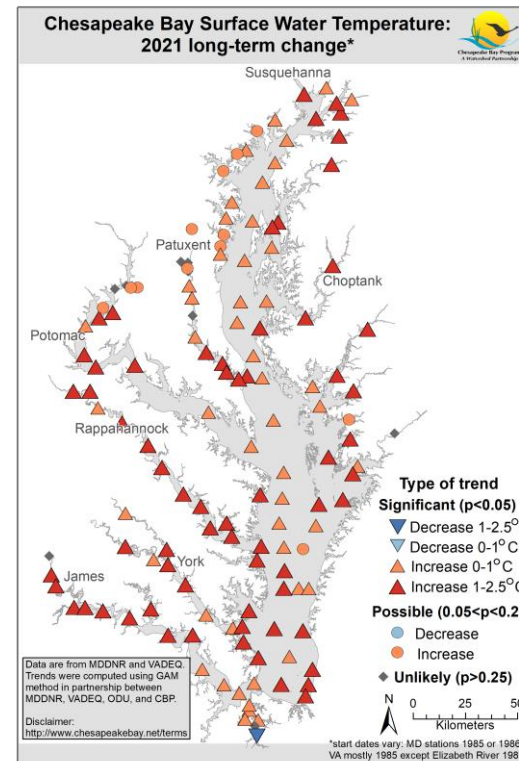
Foundation of Table USEPA (2003)

However, we have acknowledged and have good data indicating our world and our system is evolving. We are a non-stationary system affected by climate change

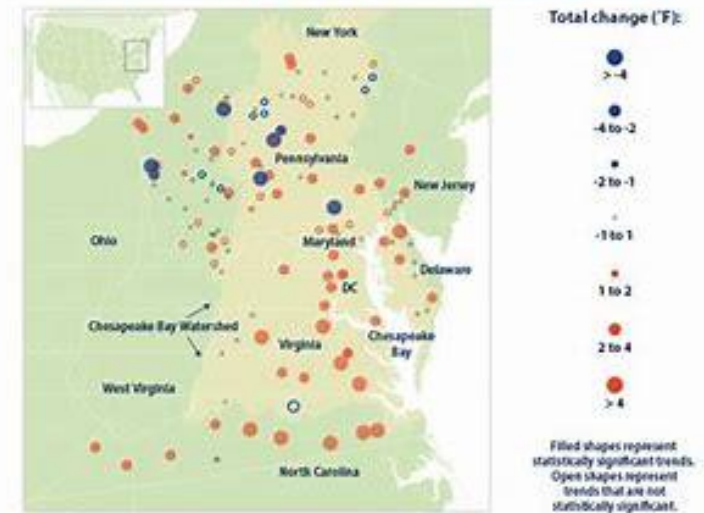
### Global land and ocean temperature trends



### Bay and watershed water temperature trends



### Changes in Stream Water Temperatures in the Chesapeake Bay Region, 1960-2014

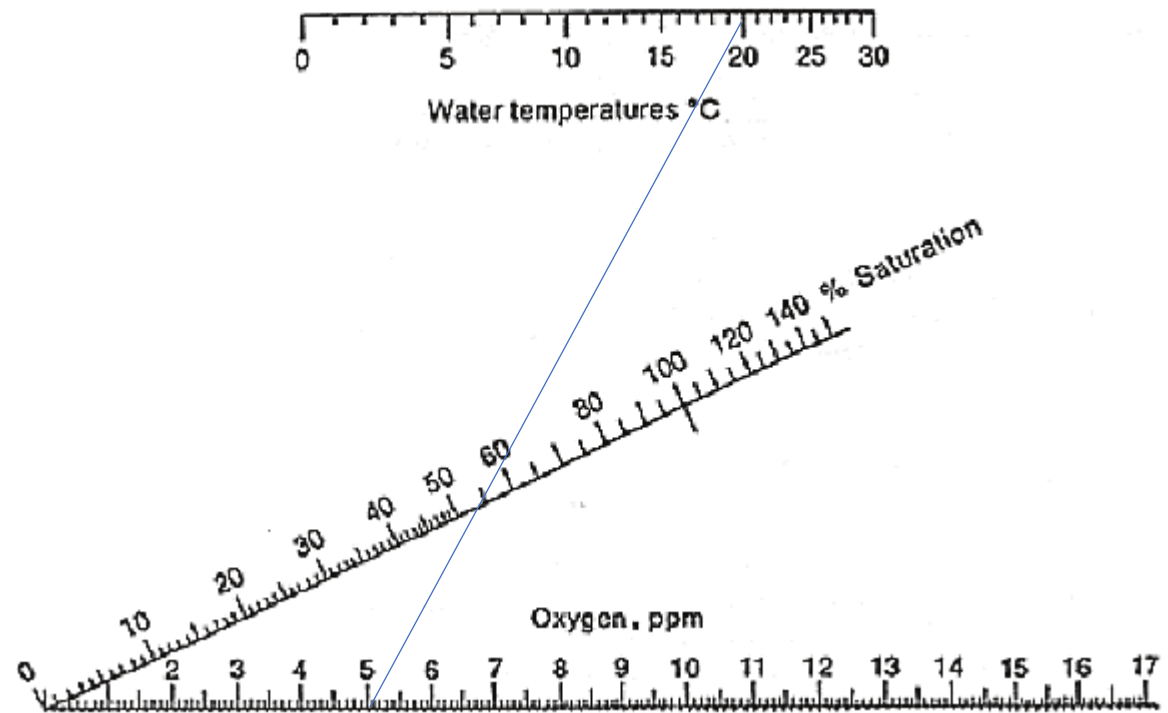


# Can we/Should we update our criteria to account for rising temperatures?

- Oxygen saturation equivalence



Nomograph

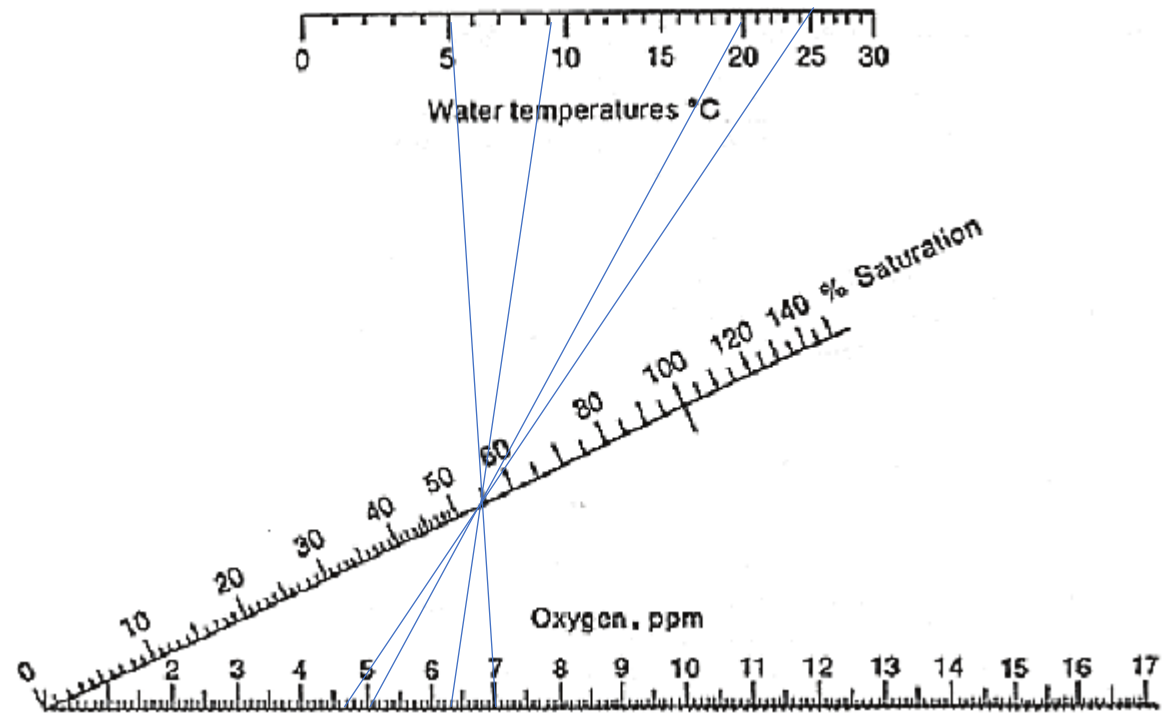


# Question: Can we/Should we update our criteria to account for rising temperatures?

- Oxygen saturation equivalence



Nomograph



But wait! There's more!





# How does salinity affect the oxygen measurement?

- The solubility of oxygen in water is dependent on salinity, while the partial pressure and the % saturation of oxygen is not affected by changes in salinity. This means that in absolute concentration a seawater sample will contain less oxygen than a freshwater sample at the same temperature although the partial pressure is the same.
- The table below lists values of the concentration of dissolved oxygen at several temperatures in solutions with various chloride concentrations.
- Increasing the salt concentration leads to a decrease in oxygen solubility.

Table Solubility of oxygen in water as a function of temperature and salt concentration (Total pressure = 760 torr)

<i>T</i> [°C]	<i>Oxygen solubility</i> [mg/L]					
<i>[Cl<sup>-</sup>]</i> (g/1000g)	0	4	8	12	16	20
0	14.5	13.9	13.3	12.6	12.0	11.3
10	11.3	10.8	10.4	9.9	9.5	9.0
20	9.1	8.8	8.5	8.1	7.8	7.4
30	7.5	7.3	7.0	6.7	6.4	6.1

# Considerations

- Since DO saturation is more important than concentration to our fish and shellfish, do we move toward...
  - Expressing criteria in DO SAT in the first place?
  - Adjust criteria for average bay summer temperature based on the DO SAT difference between 1993-1995 and the current 3-year period.
    - Do we need to further incorporate salinity?