

Status & Trends Workgroup Quarterly Meeting: **Bay Barometer**

August 9, 2018

Introductions

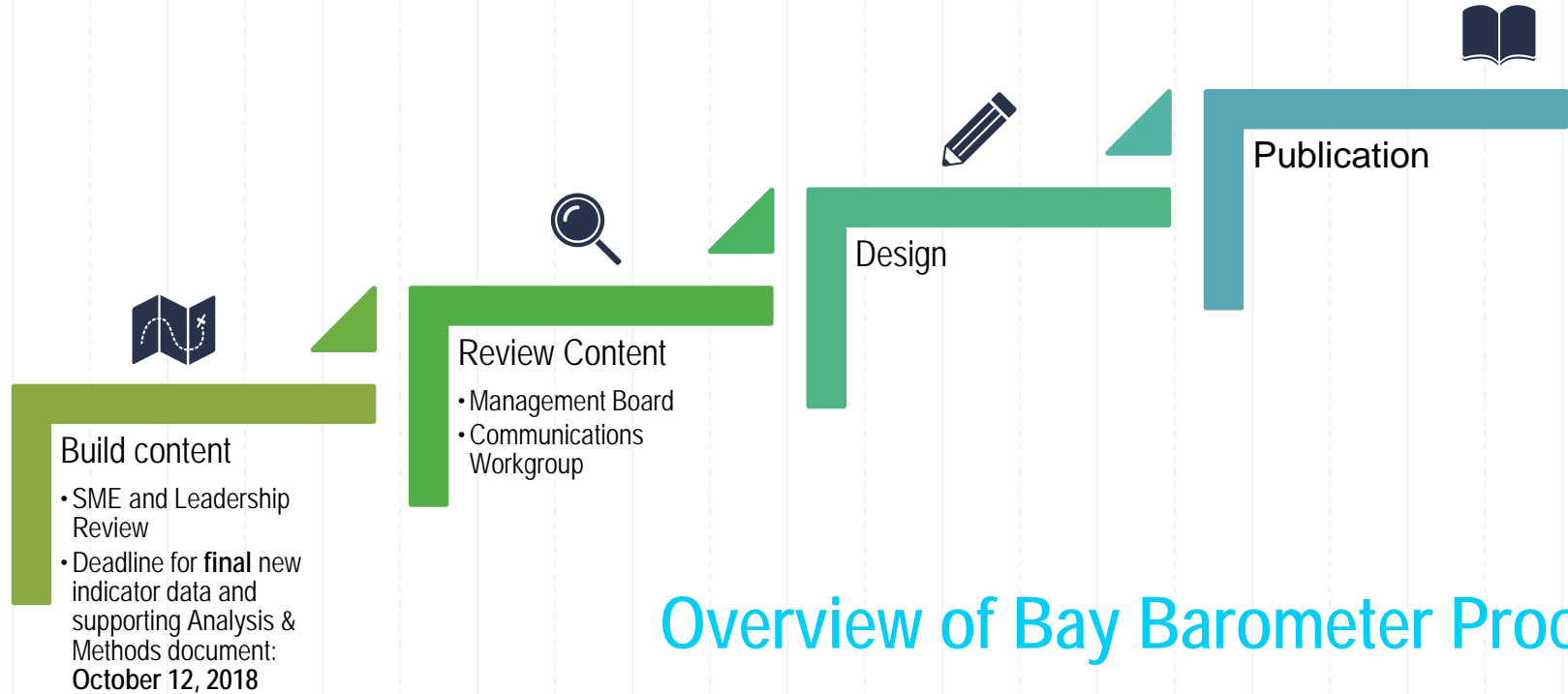
Laura Drescher, Indicators Coordinator

Rachel Felver, Communications Director

Catherine Krikstan, Content Strategist, ChesapeakeProgress

Joan Smedinghoff, Web Content Specialist,
Chesapeakebay.net






Overview of Bay Barometer Process

This year's focus: Climate Resiliency

- ◎ New Climate Monitoring & Assessment indicators
- Building resiliency and climate considerations into our work
- Climate-related stories and tips for other Outcomes?



What We Need

For Outcomes with Indicators

- ☐ Updated data file
- ☐ Revised Analysis & Methods documentation
- ☐ **Deadline for new data: October 12, 2018**
- ☐ Story or tip idea



For Outcomes without Indicators

- ☐ Story - “Did you know”
- ☐ Tip - “What you can do”
- ☐ Status - indicator development (if applicable)



Data Updates Expected before October 12, 2018

- Oyster Restoration
- ☐ Wetlands Restored on Agricultural Lands
- ☐ Forest Buffers
- ☐ Toxic Impairments
- ☐ Protected Lands
- ☐ Climate Resiliency (1-6 indicators)

You can see the latest year of data for your indicator on the agenda and on www.chesapeakeprogress.com!




Outcomes without Indicator – Story Ideas

- Fish Habitat
- ☐ Forage Fish
- ☐ Brook Trout
- ☐ Tree Canopy
- ☐ Toxic Contaminants Research
- ☐ Healthy Watersheds
- ☐ Land Use Methods and Metrics Development
- ☐ Land Use Options Evaluation
- ☐ Local Leadership

Stories can include:



- ✓ Progress toward or completion of actions in your workplan
- ✓ Important work to highlight
- ✓ Efforts to develop indicator
- ✓ Fun facts
- ✓ Tips - ways the public can help



THANKS!

Contact Information:

Drescher.laura@epa.gov

Rfelver@chesapeakebay.net

ckrikstan@chesapeakebay.net

Jsmedinghoff@chesapeakebay.net